




9B



Dimmer Switch Inspection

- 1) Turn the ignition switch OFF.
- 2) Remove the air cleaner box. 
- 3) Disconnect the left handlebar switch coupler (1).



- 4) Inspect the dimmer switch for continuity with a circuit tester.
If any abnormality is found, replace the left handlebar switch assembly with a new one. 

Color Position			
		Y	O
HI (≡▷)		○ —	○ —
LO (≡▷)	○ —		○ —



- 5) After finishing the dimmer switch inspection, reinstall the removed parts.